


Washer instructions



Multi-Housing Laundry

1 Turn the knob to select a program



Wash program



Normal


whites and coloureds / normal wash / normal cycle / long spin (shorter drying time)

Mild

Delicates cycle Short spin

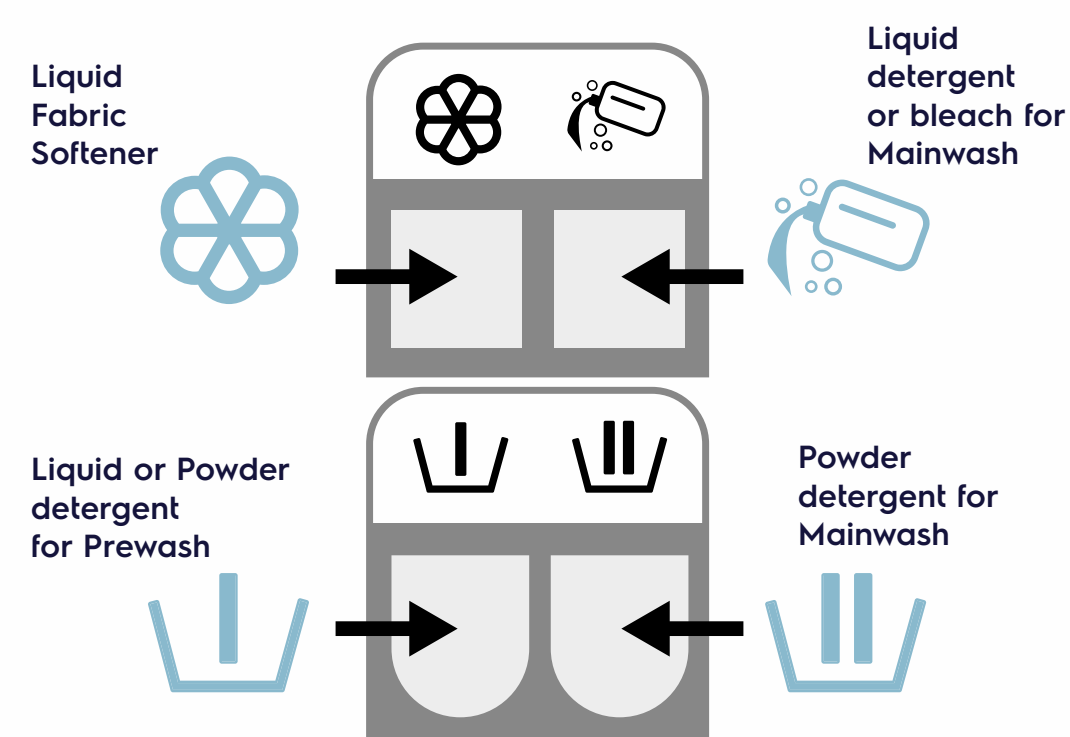
For these programs, the machine should be only half full

2 Select an option as needed



Dosage

Dispense the detergent according to the instructions on the detergent package



Options



Eco
for normally soiled clothes, environmentally friendly wash



Heavy soil
for heavily soiled textiles, long wash time



Quick wash
for lightly soiled textiles, short wash time



Prewash
one prewash added




Extra rinse
one rinse added



Press once
no softener
Press twice
no automatic dispensing of detergent or softener

3 Press the knob to start



Weighing of the wash load starts

Once started, the machine analyses the wash load using the spin function. The washing process is then automatically adjusted to the weight of the wash load.

When "maintenance" is displayed

Inform the person in charge of maintenance. The machine can still be used.

If you need to pause the program

Press the knob. A menu with pause highlighted will be shown on the display. Press again to pause the wash program. The door can be opened after a while unless the water level is too high. Close the door and press the knob to continue the wash program.

Once you have finished washing

Leave the door open. Clean the detergent compartment, leave the cover of the detergent box open.